



The Angle

Newsletter of the Channel City Camera Club

February 2012 – Volume 75 – Number 1

Club Website: <http://www.cccameraclub.com>
 Photo Website: <http://picasaweb.google.com/CCCameraClub1>
 Angle Email: ccangle@gmail.com
 Submit Images To: c4exhibitions@gmail.com
 Member Of: [Photographic Society of America](#)



[Table of Contents](#) (click on a topic)

Calendar	President's Message	2012 Officers
Board Minutes	Exhibition Night	2012 Exhibition Schedule
Image Requirements/Categories	2012 Special Assignments	Exhibition Images
Field Trips	Program Night	Education/Training Night
2011 Cumulative Score Winners	2011 Image of the Year Awards	2012 Awards Banquet
Membership	Member Profiles	Member Technical Article
Member News	Mentor Program	Webmaster's Notes
Editor's Notes	Internet Links	Advertisements

Calendar February 2012

Saturday, February 4 at 10:00am	Field Trip – Lotusland (sorry, this trip is full)
Tuesday, February 7 at 7:30pm	Exhibition Night – Pictorial, Prints, People, and Nature
Tuesday, February 14 at 7:30pm	Board Meeting
Tuesday, February 21 at 7:30pm	Education/Training Night* – Bob Brown: Action Photography
Tuesday, February 28 at 7:30pm	Program Night* – Nino Rakichevich * Change in order of Education/Training and Program Nights

Founded in [1939](#), The Club meets publicly from February through November (exception of August) and an awards banquet occurs in December. Exhibitions are held on the first Tuesday, Programs on the third Tuesday, and Education/Training on the fourth Tuesday. We meet in Farrand Hall, at the [Santa Barbara Museum of Natural History](#) at 3559 Puesta del Sol, Santa Barbara. Doors open at 7:00pm to give visitors time to meet members before formal programs begin at 7:30pm. These events are free to the public and we are always happy to see new faces. Only club members may enter their works into Exhibitions. Annual dues for [membership](#) are \$50.00.

President's Message ([click to return to Table of Contents](#))**Stuart Wilson**

I want to thank **Ken Pfeiffer** for doing an excellent job as President the last two years. His leadership skills, motivational ability and organizational talents are an inspiration. Ken will remain on the board as Past President so we will continue to benefit from his guidance, for which I am very grateful. I also want to thank all of last year's board members for helping make the Club the successful organization that it is today. We will continue to look for ways to improve our many events and to find more ways to engage all of our members.

Thank you to our members who have stepped forward this year to fill vacated Board positions. Our Club has never offered so many opportunities to enjoy photography, increase our skills and share our passion with others. Every event, every publication, every email is the product of dedicated Club members working hard for our common benefit.

Let's all have a wonderful 2012 and continue to photograph our world in new and fascinating ways.

2012 Officers ([click to return to Table of Contents](#))**Board Members** ([click on a name to email](#))

President	Stuart Wilson
Past President	Ken Pfeiffer
Vice-President	Bob Brown
Treasurer	Barbara Hodgdon
Secretary	Sue Cook

Directors

Angle Newsletter	Ron Williams
Education/Training	Sandy Grasso-Boyd
Equipment	Walter Naumann
Field Trips	Bruce Straits and Ellen Clark
Judges	George Welik
Membership	Paul Burri
Print Exhibition	Justin Brown and Ines Roberts
Program Night	Ann Purdy
Projected Images	David Orias
Print Shows	Lynn Williams
PSA Representative	Aavo Koort
Publicity	Fritz Pinney
Scorekeeper	Damian Gadal
Webmaster	Terry Straehley

Board Minutes ([click to return to Table of Contents](#))**Sue Cook**

**Channel City Camera Club Annual Meeting
November 15, 2011**

1. Annual Awards Banquet. The 72nd Annual Awards Banquet will be held at Valle Verde on January 15, 2012. Social Hour and appetizers will begin at 6:00PM, followed by dinner at 7:00 and the Program at 8:00. The accepted merit winners for the year will be presented in a slide show. The awards for Cumulative Score Competition and Images of the Year will be awarded.

2. **Appointed Positions.** The Board proposes to make the Education/Training director a board position. This change requires a vote by the club membership to amend the Bylaws. A motion was made with a unanimous vote in favor of making the Education/Training director a board position.

3. **Vote of new Board members.** The Board members will remain the same, with the exception of the following positions:

President: Stuart Wilson

Vice President: Bob Brown

Past President: Ken Pfeiffer

Angle Newsletter: Ron Williams

Education/Training: Sandy Grasso-Boyd

Equipment: Walter Naumann

Membership: Paul Burri

Print Exhibition: Justin Brown and Ines Roberts

Program Night: Ann Purdy

Print Shows: Lynn Williams

A Motion was made to nominate the above candidates.

A Motion was made and approved to close the nominations.

A Motion was made and seconded to approve the present and new Board members.

Channel City Camera Club Board Meeting January 10, 2012

1. Welcome. Ken welcomed the new Board members. Each Board member introduced him/herself. Ken asked for any questions about the job description for each Board position

2. November Minutes. The Board adopted a motion to approve the November minutes with three corrections.

3. Minutes for the 2011 Annual Meeting. The Board adopted a motion to approve the minutes for the Annual Meeting with one correction.


4. Treasurer Report. Barbara reported that with three weeks remaining in the fiscal year, the club is coming in close to the projected budget. We are under budget in equipment expenses. To date, 62 members have paid for their 2012 dues. Patti, Barbara, and Stuart will perform the annual audit. Sue will prepare a letter to Santa Barbara Bank & Trust for the transfer of the presidency to Stuart.

5. Education/Training. Sandy requested suggestions from the Board for Ed/Training topics and passed around a paper for everyone to write ideas. Terry recommended sending an email to all club members to request topics. He also recommended that topics be planned around the special assignments. Sandy would also like to plan topics around field trips, if possible.

6. Membership. Paul is working on ideas to grow our membership. He is planning a new color badge system to identify new members. He will make an effort to call each new member to ask for information for a bio for the Angle/website. He would also like to create an online photo directory. Lynn suggested creating a program to offer one-on-one mentoring. Sylvia suggested calling new members to personally invite them to the banquet. Aavo asked that Board members attempt to talk to new members at meetings and not sit in one group.

Exhibition Night ([click to return to Table of Contents](#))**George Welik**

This month, our professional judges are Bill Zeldis and Rick Garcia. Bill Zeldis specializes in landscape, architectural, and gardening photography, and his assignments have taken him all around the world. He has lived in Santa Barbara since 1967, and he has judged for the Camera Club for over 10 years. Bill is best known for his breathtaking Santa Barbara Calendars, which can be seen on sale at stores throughout Santa Barbara (below is his 2012 cover). Rick Garcia is an award-winning local oil painter who first judged for us in 2011. His beautiful paintings of landscapes, flora, and fauna are well known in local galleries. Rick, who received a Bachelor of Arts Degree from UC Berkeley in Conservation of Natural Resources, has an excellent background for judging images in our nature category. Our Club Judge is Ellen Clark, who is a Los Angeles based freelance photographer and writer specializing in travel. She has won numerous awards, including being named Photographer of the Year by the Society of American Travel Writers in 2000 and 2009.

**2012 Exhibition Schedule** ([click to return to Table of Contents](#))

Date	Subjects			
February 7	Pictorial	Prints	Nature	People
March 6	Pictorial	Prints	Creative	People
April 3	Pictorial	Prints	Nature	Creative
May 1	Pictorial	Prints	Nature	People
June 5	Pictorial	Prints	Creative	People
July 3	Pictorial	Prints	Nature	Creative
September 4	Pictorial	Prints	Nature	People
October 2	Pictorial	Prints	Creative	People
November 6	Pictorial	Prints	Nature	Creative

Image Requirements/Categories/Scoring ([click to return to Table of Contents](#))

Requirements for submitting images for Club exhibitions are posted at:

<http://www.cccameraclub.com/documents/110112%20Exhibition.pdf>

Images are submitted in five **categories**:

1. *Pictorial*: This is an open-ended category for all exhibitions includes images on any subject done using any technique.
2. *Prints*: Matted photographs for all exhibitions may be entered in any category.

3. *Creative*: In this category, the photographer has an opportunity to display his/her fantasy and use of imagination. The more surreal and dream-like, the better.

4. *Nature*: This category includes images of nature, but no "hand of man" features are allowed. No elements may be moved, cloned, added, deleted, rearranged or combined. No manipulation or modification is permitted except sharpening, resizing, cropping, selective lightening or darkening, and the restoration of original color.

5. *People*: Any depiction of the human condition. Formal portraiture, documentary and photo-journalistic images are all appropriate. One or several persons are permitted.

Images are **scored** by three judges according to the following guidelines:

5: A below-average image.

6: An average image that has both good and bad aspects.

7: A very good image that should be considered for an award.

8: A very high-quality image that has a minor defect.

9: a very high-quality image of great artistic and technical skill.

An "accepted" image has either a total score of 21 or is in the top 30% of scores in its category.

2012 Special Assignments [\(click to return to Table of Contents\)](#)

Date	Classification	Assignment
April 3	Creative	People or Subject in Motion
June 5	People	People at a Crucial or Critical Moment
September 4	Pictorial	Architecture at Dawn or Dusk
November 6	Nature	Patterns and Textures

Each year, the club has a special assignment for one month in each of the four digital exhibitions. **Remember that entries for special assignments must be taken in the calendar year of the exhibition.** The special assignments for 2012 are as follows:

Creative: People or Subject in Motion by Panning

Description: Create an image of a moving subject by **panning** the camera at a slow shutter speed.

Evaluation: The judges will evaluate the artistic effect of the relationship between the subject and the blurred background.

Note: blur from the panning movement must be evident in the image.

Nature: Patterns and Textures in Nature

Description: Create an image consisting of patterns and/or textures in nature; the image must conform to the rules of the Nature category. **With the patterns being the dominant feature.**

Evaluation: The judges will evaluate the graphical nature of the patterns and/or textures.

Note: the image should have an abstract feel to it.

Pictorial: Architecture at Dawn or Dusk

Description: Create an image of an architectural structure taken at or near dawn or dusk.

Evaluation: the judges will evaluate the artistic aspect of the image and how well the image balances the outdoor lighting and the indoor lighting.

Note: people may be in the scene but the primary subject should be the architectural structure.

People: People at a Crucial or Critical Moment

Description: Create an image of a person at the **decisive or peak** moment of some action.

Evaluation: The judges will evaluate how well the image depicts this key or peak moment.

Exhibition Images ([click to return to Table of Contents](#))

There are no Club exhibitions in August, December, or January. To see the Club's past exhibition photos, please visit the Club's photo web site:

<http://picasaweb.google.com/CCCameraClub1>

Field Trips ([click to return to Table of Contents](#))

Bruce Straits/Ellen Clark

Our first field trip on February 4th is a special opportunity to visit Lotusland (<http://www.lotusland.org/>) thanks to the efforts of Ellen Clark. The gardens are officially closed to the public in February, so this would be a special trip for camera club members. We have 25 members signed up, and registration for the trip is unfortunately closed.

Date: Saturday February 4, 2012

Time: 10 AM-1 PM

Cost: \$35 (but free for Lotusland members)

Weather: Trip goes rain or shine

Docent/Guide: Lotusland understands that our group will not want a regular tour, but they will arrange to have a docent on hand to lead the group to different gardens and to answer questions.

Carpool: It is suggested that members carpool as much as possible

Although \$35 is the normal charge for a Lotusland visit, we will have several advantages over the public docent-led tours: (1) we visit when the garden is closed to the public, (2) we may use tripods (not permitted on public tours), (3) we will have adequate time to compose images (public tours move too quickly), and (4) we may wander around the gardens and not be limited to docent tour routes.

For some plant highlights in February see:

<http://www.lotusland.org/explore-garden/plant-highlights/february>

Please note that "photography, including video photography, is encouraged, but for your personal use only" (Lotusland FAQ).


For all new Channel City Camera Club members and those members that may have overlooked the 'Event Waiver Form' needed to participate in club field trips- the club needs signed waiver forms. Please have the [field trip waiver form](#) completed and send to the club mailing address:

Channel City Camera Club
Post Office Box 30453
Santa Barbara, CA 93130

[Education/Training Night](#) (click to return to Table of Contents)[Sandy Grasso-Boyd](#)**Tuesday, February 21st at 7:30 pm – Bob Brown on Action Photography**

Bob Brown enjoys shooting action pictures, in particular what is called Nostalgia Drag Racing. He "works" for a racing website (WDIFL.com), using media credentials that allow shooting the pairs of cars at trackside as they thunder on their way to the finish line in a straight quarter-mile race. They can cover the distance in less than 6 seconds at speeds of up to 260 MPH.

Bob will discuss some of the peculiarities and nuances of the sport and how he photographs the cars at speed, including panning, sharp imaging, lighting, exposure, focus, lens selection and personal safety. He will also show some pit scenes, highlighting the work that is done to keep the cars running at their best.

[Program Night](#) (click to return to Table of Contents)[Ann Purdy](#)**Tuesday, February 28th at 7:30 pm – [Nino Rakichevich](#)**

Program night on Feb 28th brings us one of Brooks Institute's favorite teachers, Nino Rakichevich. Nino teaches classes on Fashion and Celebrity Portraiture. Nino will be speaking on "Photographing people, contemporary lighting techniques and posing tips." This should be a fun night as Nino is an engaging speaker with lots of stories to keep you entertained and lots of great images to keep you inspired.

Editor's comment: Note that there is a reversal in the traditional order of Program Night and Education/Training Night for February 2012 due to speaker availability.

Another note from the Editor: The November 15, 2011 Program Night, Members Showcase, was another success, thanks to Meryl Weider. There were 17 works on the playbill. As an experiment, I have placed my show, [Sailor's Delight](#), online. Please let [me know](#) what you think of the concept of placing our slideshows online. It may be possible to add other member's slide shows as well.

2011 Cumulative Score Winners ([click to return to Table of Contents](#))

Ordinal	Pictorial	Prints	Creative	Nature	People
First	Ron Williams	Bob Rottenberg	Ines Roberts	Stuart Wilson	Bob Rottenberg
Second	David Orias	Ron Williams	Aavo Koort Ken Pfeiffer	Bob Rottenberg	David Orias
Third	George Welik	Ines Roberts		Ines Roberts Ron Williams	Paul Burri Fritz Pinney

2011 Image Of The Year Awards ([click to return to Table of Contents](#))

Pictorial



First Place - "Minding The Store" - Ellen Clark
 Runner Up - "Chevy In Winter" - Ines Roberts

Print



First Place - "Workplace Vista" - Ines Roberts
 Runner Up - "The Wedding Kiss" - Bob Rottenberg

Creative



First Place - "BMX" - Ken Pfeiffer
 Runner Up - "Pepsi" - Paul Burri

Nature



First Place - "I'm Watching You" - Ines Roberts
 Runner Up - "Floating Kelp" - Ines Roberts

People



First Place - "Family Transport" - Aavo Koort
 Runner Up - "Detail" - Paul Burri

2012 Awards Banquet [\(click to return to Table of Contents\)](#)

The 72nd annual awards banquet was held at Valle Verde on January 15, 2012. The dinner was followed by a slide show of members' award winning images in 2011, presentation of awards, and the introduction of the 2012 Board. Russ Lombardo's photos from the event are presented below.



Club members enjoy hors d'oeuvres



The audience during the award presentations



Stuart Wilson and Aavo Koort



Ken Pfeiffer and David Orias



Ines Roberts is first in Creative



Ines Roberts and Ron Williams in a tie



Bob Rottenberg earns one of many



Stuart Wilson is first in Nature



Paul Burri and Fritz Pinney in a tie



Bob Rottenberg is first in People



George Welik is third in Pictorial



Ron Williams is first in Pictorial



Bob Rottenberg is first in Prints



Aavo & Ken are second in Creative



Ines wins three Images of the Year



Gerry Aspen wins the Merrill C. Hart



Outgoing and incoming Presidents

Congratulations to the award winners: **Paul Burri, Ellen Clark, Aavo Koort, David Orias, Fritz Pinney, Ken Pfeiffer, Ines Roberts, Bob Rottenberg, George Welik, Ron Williams, and Stuart Wilson.**

Additionally, **Gerry Aspen** won the the Merrill C. Hart Memorial Award. This memorial was initiated in our club by Joe Ronto in memory of Dr. Hart and was put into effect by Dr. Hart's widow. The award is presented to a member or non-member in recognition of devoted service to the Channel City Camera Club. The first award in 1964 was given to Joan Hart (incidentally not related to Dr. Hart) who had edited the Angle for 20 years.

Gerry was recognized for his longstanding contributions to the Club especially related to prints and print shows. Congratulations Gerry!

[Membership](#) (click to return to Table of Contents)

[Stuart Wilson/Paul Burri](#)

Annual camera club membership fees are due now. If you haven't yet paid, please mail payment of \$50.00 by check payable to "[Channel City Camera Club](#)"

For 2011 the Club added 17 new members, bringing our total for the year to 90. We lost our two long time Life Members with the deaths of Art Bushnell and Sven Walnum. Both Art and Sven contributed greatly to the Club through their passion for photography and they will be missed.


The new members for 2011 are: Alex Grzywacki, Ian Ross, David Barker, Walter Naumann, Justin Brown, Charles Henry, Michael Ahn, Robert Keats, Maureen Gallen, Peter Chen, Deanna Thomas, Shaun Walton, Lynn Williams, John Mardiat, Sue Dodds, Chris Seaton, and Ann Purdy.

We are starting off 2012 with two new members already. The Club warmly welcomes Larry Carver and Sally Fairbanks..

It has been suggested by Patti Franco that the club roster include cell phone numbers. Please email yours to [Paul Burri](mailto:pburri@cox.net) (pburri@cox.net).

Member Profiles ([click to return to Table of Contents](#))**Stuart Wilson, President**

Stuart Wilson became interested in photography during high school in Florida. He bought his first Nikon F at age 17. After serving in the Army he attended college in Orlando, Fla. In 1968 he moved to Santa Barbara to attend Brooks Institute. It was here that he met and married the love of his life, Laura. The cameras were put away as the needs of a family took preference. As family pressures declined and more free time became available, Stuart rediscovered his love of photography. He joined Channel City Camera Club in 1997 and has served in a number of positions including Vice President and Director of projected images, field trips, and membership. He has been avidly photographing mostly nature subject ever since. He markets his photos through Photo Researchers stock agency and is currently working on a book with local author Joan Lentz: "A Naturalist's Guide to the Santa Barbara Region", due out in fall of 2013.

Ken Pfeiffer, Past President

Ken Pfeiffer received a Kodak Brownie 127 camera as a gift in the 1950's, and he has been hooked on cameras and photography ever since. Ken was a pioneer in the personal computer revolution, so when digital photography arrived it was a welcome transition from film. The advent of digital HDR photography provided a tremendous advantage for his architectural photography, and his involvement in the Channel City Camera Club and the Ordinaires group (Ken, Rodger Dawson, and Fritz Pinney) has greatly enhanced his overall enjoyment and productivity.

Paul Burri, Director of Membership

Paul Burri is a retired entrepreneur and inventor, owning and managing numerous manufacturing businesses over the years. He is currently a SCORE counselor and sits on the board of directors of several local businesses. He also writes a weekly column for the Santa Barbara Noozhawk (www.noozhawk.com), the Paradise Post (Paradise, CA) and several other California publications. He has been married for 25 years and began taking pictures when he was 12 years old using his father's folding bellows camera (Ernemann if anyone has ever heard of that make), graduated to a Ciroflex twin-lens reflex, Leica 35mm, Canon 35mm. Current camera(s) Canon T2i, Canon EOS 10D. He is a "Mac person" but also owns a PC. He has taken numerous Photoshop Elements classes and knows just enough to be "dangerous." He specializes in no particular style of photography, but is particularly interested in "found objects." His other hobbies include woodworking and writing. The latter includes provocative quotes, for example:

"My therapist says I'm a pathological liar but I don't believe a word she says."

Editor's note: Member Profiles is a new feature of The Angle with the objective of sharing biographical information about our members. I welcome profiles from all members. Please include a photo of yourself. Please don't be afraid to tell us about yourself! Paul will also be collecting information from members, but please feel free to send you biography and photo directly to [The Angle](#). Below is a new member profile (sans photo) sent to me by Paul.

Kim Byrnes is a local realtor has just rejoined the CCCC after being a member for about five months in 2010. She works for Keller Williams Realty. In her work as a realtor she takes her own listing pictures and uses HDR when doing that.

Kim has been shooting since high school and enjoys all kinds of photography but in particular weddings at the beach and Alice Keck Park. A favorite thing for her to shoot is the moonrise from a different location each month. She also enjoys photographing food. She has a Canon 30D with two lenses – a 28-135mm and a 100–400mm. She is familiar with Photoshop CS-4. She wants to learn more about flash photography, filters and increase her knowledge of Photoshop.

Member Technical Articles ([click to return to Table of Contents](#))

Editor's note: Here is another new feature of The Angle with the objective of sharing more information about photographic techniques. Please send one of your favorite photographs and a brief description of where, when, what, why, and how. Or if you would just like to make an editorial comment on a photographic topic please send it to [The Angle](#) as well. Below are three examples.

Bay Ghost Shrimp**By Stuart Wilson**

Like most people in a creative field, I like my most recent work the best. Of course that will change next week! Meanwhile, here is a recent photo that will illustrate my passion for photography. I find the beauty and complexity of the natural world most fascinating. You can take any kind of animal, such as a Bay Ghost Shrimp, and see how its environment has shaped it to best survive in its particular niche. This shrimp is vastly different from a free swimming species you might find in the Gulf of Alaska, though they both originated from the same ancestor. But it is perfectly adapted to live and prosper in the mud of Morro Bay. On a recent trip to Morro Bay I went out on the mud flats at a minus low tide with a shovel and dug a large hole to see what was there. After collecting a few animals I set up a little photo studio using an aquarium that I had cobbled together out of some glass. The aquarium was only one inch high so I would be shooting through very little water, since the water will reduce sharpness. I used two strobes to light the shrimp. It took many tries to get a photo that had no reflections or highlights and where the shrimp was positioned for best viewing. The black background may not appeal to everyone but I like that it makes the shrimp really stand out. It also helps illustrate the environment of total darkness that the shrimp lives in, down a long burrow in the mud. For a while I felt that North America was so boring compared to the vast species diversity of the tropics, but we have endless opportunities here at home to discover and enjoy nature.

Skate Park

Ken Pfeiffer



Attached is a picture I took and entered in the Creative category last year. Here is how I did it: I went down to the skate park on Cabrillo Blvd and watched for a while. I noticed one very good skater doing the same jump over and over. I auto focused on the area where he was jumping and then switched to manual focus. I put my camera on a tripod and locked it down pointing at the area of his jump. I turned off the image stabilizer because it malfunctions unless hand held. I set an f-stop of 8 for good depth of field, and then set the ISO so I had a fast shutter speed of about 1/1000 sec to stop action. I set high-speed shutter mode, and then waited until the skater was approaching the jump. Then I stood on the shutter, using a cable release, until the jump was completed.

After I got the images in the computer, I had about eight sequential shots. I eliminated a couple on the ends, then using Bridge I loaded the images into Photoshop as layers. I just wanted to show what was different in the frames (the moving skater) so I changed the blending mode of all the layers to "difference". That gave me a black background with just the skater. I enhanced the contrast and made a few other minor adjustments, and voila!

Do Pictures Need Titles?

Paul Burri

Some say yes; some say no. Those who say yes, say that a title enhances the picture and adds another dimension to it. That is certainly the case but only sometimes. There are many times when a title is unnecessary and superfluous. Those are sometimes called "dictionary titles." Open the dictionary and look up *camel* and you will see a picture of a camel. Look up *horse* and you will see a picture of a horse and the title below the picture will be "horse." Necessary? No. Superfluous? Yes.

If there is a picture of a sunset does it improve the picture if the picture is titled, "**Sunset?**" Yes, yes we can see that; that's a dictionary title. How about "**Sunset over Saint Jean Cap Ferrat?**" Perhaps that improves it but not much. How about a portrait of Uncle Charlie? What should this portrait be titled? "**Uncle Charlie**" springs to mind but it doesn't do too much for the portrait does it? There is any number of pictures where a title is simply unnecessary and superfluous including – portraits, sunsets, pattern shots, still lifes, abstracts, many action shots and most nature shots.

Yet, there are many pictures that are enhanced by a clever title. A memorable picture taken by a member of the Channel City Camera Club was a nude – shot from behind - holding a straw hat that hid almost nothing. By itself this was a spectacular picture but in this case the title put it into a category of its own. The title? "**What to Wear.**" In this case, the creative title added a further dimension to a spectacular shot.

But a picture that is well composed, dramatic, unique, creative or eye-catching does not need a title. It stands on its own. Its beauty and creativity are such that a title adds nothing to it. An example of a picture that needs no title is the one of two penguins facing each other used frequently to advertise Canon cameras. That's what all visual artists should strive for; pictures that do not need titles. Pictures that "speak for themselves." Or so it seems to me.

[Member News](#) (click to return to [Table of Contents](#))

Ines Roberts

The Wildling's last Get Inspired! program for the year on December 9, 2011 was inspired by the current exhibition, "Island Encounters." Professional photographer Ines Roberts using slides of her evocative imagery, beautifully synchronized with music, will give two inspirational shows: Fata Morgana, first shown at the Santa Barbara Museum of Art in the 1970s and Songs of the Sea, showcasing the islands and the Pacific Ocean and some of their dramatic inhabitants! Ines Roberts was born in Danzig. She was educated in Germany and England. Moving to California from Scotland in 1966, she became a serious and passionate photographer. According to the London Salon of Photography, "She has produced over 35 slide-music programs since 1972, when her first show 'The Four Seasons of Sequoia' received a standing ovation at the PSA International Convention of Photography in San Francisco." Roberts has won numerous prizes for her photography, and they have been published in magazines around the world. Congratulations Ines!

Ron Williams

In April 2011 I was the winner of the Club's first Membership Sweepstakes as developed by Stuart Wilson. George Welik and I had each introduced a new member to the club in March. Since it was a tie, George and I drew lots and hand of fate determined that I won the prize. It was a certificate for an online instructor-led training class in any Adobe product offered by Webucator.com.

Since the classes require a consecutive three-day time commitment, I procrastinated for a few months. Finally, I enrolled in a Photoshop CS5 training class that took place on December 5, 6, and 7 from 7:00am to 2:00pm PST. Beginning about a week in advance I started receiving a variety of communications and materials from Webucator to prepare me for the class. The materials included "hacker junk food", pens, paper, a course textbook (Photoshop CS5 Digital Classroom), a DVD with 13 lessons, and a cool Logitech headset. I received instructions by email on preparing my computer and installing the Web Conference software. It all went smoothly.

The class itself also went smoothly with the only glitch on the first day when one of the five other students had problems with her new laptop. That slowed progress, but the instructor, Kate Cahill, was very patient and accommodating. There must have been some negotiation since that student was not present on the second and third days. I liked the multi-resource approach: I had CS5 running on my primary monitor, a Web Conference session on my second monitor that mirrored Kate's monitor, listening and talking on my headset, and following the Digital Classroom textbook placed next to my keyboard. I have taken a few other Photoshop classes and found that it is easy to get behind the flow of instruction and then difficult to catch up. That was not a problem with Webucator since I could interrupt Kate if necessary or more commonly I could compare her session with the textbook and keep pace with her. As a result of the intensive three-day experience I feel that I learned a great deal about Photoshop CS5 in a short period of time.

My course evaluation can be found on the Webucator website as follows: *"A very effective total immersion experience with a great instructor, sophisticated communications tools, and excellent supporting materials."*

Rodger Dawson, Fritz Pinney, and Ken Pfeiffer ("The Ordinaires") will have an opening reception for their show, "Hidden Treasures of Santa Barbara," on 1st Thursday, February 2, 2012 from 5 - 7pm in the 1st floor hallway of the Santa Barbara City Hall. Congratulations to the Ordinaires!

THE SANTA BARBARA COUNTY ARTS COMMISSION, CITY ARTS ADVISORY AND VISUAL ART IN PUBLIC PLACES COMMITTEES PRESENT

Hidden Treasures of Santa Barbara

Photographs by Rodger Dawson, Fritz Pinney, Ken Pfeiffer



JANUARY 30, 2012 – JANUARY 25, 2013

Opening Reception: **1st Thursday, February 2, 2012, 5–7pm**
Remarks by Mayor Helene Schneider at 6:15 pm



Santa Barbara City Hall (1st floor hallway)
735 Anacapa Street, De la Guerra Plaza, Santa Barbara
8am – 5pm, M-F; closed on alternate Fridays

The exhibition would not have been possible without the support of the City Arts Advisory and Visual Art in Public Places (VAPP) Committees and the Santa Barbara County Arts Commission.

Info at 805.568.3994 or www.sbartscommission.org

Image details, L to R: All untitled photographs: Rodger Dawson, Fritz Pinney, Ken Pfeiffer

ALONG THE STREETS OF SANTA BARBARA, visible but not always discernible to passersby, is a wealth of artistic beauty that many locals and visitors may often miss. Three photographers: Rodger Dawson, Ken Pfeiffer, and Fritz Pinney comprise the group that calls themselves *The Ordinaires* because of the 'ordinary' scenes they capture. The mission of this group is to present these commonplace areas of the Historic Downtown Cultural Arts District in an extraordinary way and awaken new enjoyment and appreciation for the beauty of our city.



Healing Arts for the new Santa Barbara Cottage Hospital

The Santa Barbara Cottage Hospital Healing Arts Program celebrates "The Vibrancy of the Central Coast" through a collection of works by local artists. More than 400 Central Coast artists were invited to submit samples of their work and concepts for consideration; 123 of these artists were selected to provide art for the new Cottage Hospital. At least six Channel City Camera Club members had works accepted and are now on display in the new facility. These include: **Sylvia Abualy, Rodger Dawson, Patti Gutshall, Jeff Lipshitz, Barbara Siegal** and **Ron Williams**. Club professional judges and presenters are also represented, including **MacDuff Everton, David Holt, Chuck Place, and Bill Zeldis**. As shown on the following pages, art on each floor of the new buildings has a common theme:

First floor: [Santa Barbara architecture](#)

Second floor: [Water, beaches, and seascapes](#)

Third floor: [Flora, gardens and landscapes](#)

Healing Arts for the new Santa Barbara Cottage Hospital

First Floor Architectural Landmarks of Santa Barbara Paintings / Photography

Second floor >>



Rodger Dawson



Victoria Furst Hines



Leesbeth Legendyk



Mary Remick-Lafond



Philip Gerlach



Kim Adelman



Ron Abwood



Anne Chesnut



Nancy Delucresie



Mieko Doerksen



James Dow



Claire Espig



Lynn Fogel



Morgan Green



Cathy Gregg



Tim Hauf



Wyllis Heaton



Tom Henderson



Priscilla Holmes



Deborah Hughes



Kam Jacoby



Murphy Kuhn



Jeffrey Lipshitz



Laurel Mines



Chuck Place



Chris Potter



Beth Preston



Margie Walter



Bill Zeldin



Douglas Cummings



MacDuff Everton

Healing Arts
for the new
Santa Barbara Cottage Hospital

Second Floor
Underwater, Beach Scenes and Seascapes
Paintings / Photography

<< First floor >> Third floor >>

						
Darren Cornwell	Karen Goanhar-Johnson	Fybi Gubelli	David Holt	Chuck Fless	Mary Romick-Lafond	Rosanne Seitz
						
Ron Abwood	Richard Austin		Laura Galusk			
						
Morgan Green	Tim Hauf		Fabrice Sallier			
						
Wylita Hazen	Izabella Legendyk		Jennifer LeMay			
						
Murphy Kuhn			Ron Williams			
						
Sylvia Abuely	Rafael Ania	Gwen Gales	Chris Chapman			
						
Anna Olszew	Dorothy Churchill-Johnson	Elliot Camp	Douglas Cummings			
						
James Dew	Glenn Ewing	Audrey Mills		Lynn Fogel		
						
Jane Proderick	Wallace Proderick	Renee Galen		Angie Hamlin		
						
Dolly MacBarnes	Tom Handgreen	Daniel Huber		Deborah Hughes		
						
Jeffrey Upshitt	Jim & Jeanne Wiley	Laurel Hines		Ellen Montgomery		
						
Karen Nels	Hattie E. Olsen	Carol Paulsen		Bob Proctor		
						
Robert Rowley	Richard Sales	Ann Shilton Scott		Laurel Shinn		
						
Barbara Siegel	S.J. Steen	Jim Tyler		Gerry Winant		

Healing Arts for the new Santa Barbara Cottage Hospital

<< Second floor

Third Floor
Flora, Gardens and Natural Landscapes
Paintings / Photography



Ron Atwood



Gary Brandes



MacDuff Everton



Chris Chapman



Julie Dunn



Lynn Fogel



Tim Hauf



Karen Gearhart-Jensen



Tony Hertz



Chuck Place



Sandra Kay Johnson



Jerlynn Nibbe



Jane Sun



Ron Williams



Bill Zeldis



Kim Adelman



Michael Amtz



Meredith Lea Bailey



Darren Campbell



Dorothy Churchill-Johnson



Douglas Cummings



Rodger Dawson



Nancy Deluzesia



Mieko Doerksen



James Dow



Claire Espig



Aubrey Falk



Victoria Furst Hines



Renee Golan



Louis Goluck



Marie Hawthorne



Hsiu-Zu Ho



David Holt



Deborah Hughes



Jane Kametani



Jeffrey Ushitz



Leslie Marcus



Mirella Z. Olson



Laurel Shemie

Sunset at Cookie Jar Butte



Bruce Straits' image, "Sunset at Cookie Jar Butte, Lake Powell, UT," was published along with selected Showcase Semifinalist Entries in Winter 2012 Currents, the magazine of the North American Nature Photography Association.

Sylvia Abualy, Gerry Aspen, and Ines Roberts have had framed prints accepted in the Karpeles Manuscript Library on Anapamu. The show is on now through April. The reception will be First Thursday March 1st 6:00 to 8:00pm. Hope to see you then.

[Mentor Program](#) ([click to return to Table of Contents](#))

[Stuart Wilson](#)

The Club will continue its successful mentor program in 2012. Its objective is to help members improve their photographic skills. Anyone in the Club may submit one photo per month via email for critique and helpful suggestions by some of our more advanced members. Members may use this service to help them refine their entries in the monthly exhibitions. Your photo will be sent anonymously to our reviewers and their comments will be emailed to you a few days later. Eight members who have volunteered to offer their comments. If you would like the feedback, but wish to avoid the more public Exhibition Night, this program could be perfect for you. Simply email your photo, resized to no more than 1400 pixels on the long side, to [Stuart Wilson](#) with a subject heading of "Mentor Program". If you have any questions contact Stuart at 805-962-0365.

[Webmaster's Notes](#) ([click to return to Table of Contents](#))

[Terry Straehley](#)

Your Pictures on the Picasa Site

As a result of a member's question, I have investigated the protection of images on the Picasa site against downloading or copying. The answer is that Picasa provides a check block in the set up that says "Allow Download and that check box is unchecked. This deactivates a menu option on the image page which if clicked on downloads the image. However, the most common form of download of images is to right-click on the image and select either the "Save Image As" or "Copy Image" options on the menu that appears. This menu is not blocked by Picasa. As long as the album is visible to the general public, it is possible for pictures to be downloaded. Note that, outside of a non-visible album, there is nothing to prevent someone from clicking "Prt Scrn" and capturing a copy of the image.

I have noted this to Picasa help, but don't expect any reform. However, all Exhibition images are uploaded at a reduced resolution (800 pixels on the long side). The posting of Exhibition and Field Trip pictures has been a popular feature of the Picasa site. Some of those pictures are also linked to the cccameraclub.com website and I am investigation the feasibility of protecting those images from right-click copying. Unless and until that is implemented, the same problem exists for the subset of pictures linked there. Therefore, be aware that your exhibition images and images from field trips that you upload to Picasa are subject to someone finding them and copying them.

Editor's Notes ([click to return to Table of Contents](#))**Ron Williams**

The Angle is the official newsletter of the Channel City Camera Club. We invite our members to submit articles to be included in the Angle. Please send any contributions by the 15th of each month to the [Angle via email](#).

Note: Many thanks to Russ Lombardo, editor from 2007-2011, and to Aavo Koort, editor from 2004 - 2006, for their excellent work in setting up the templates that I have used to create this version of the Angle. I welcome suggestions for improvement.

Internet Links ([click to return to Table of Contents](#))

Editor's Note: I have maintained Russ Lombardo's section on Internet links and I welcome your sending them. Ideally they would relate to photographic organizations that you have direct knowledge of, special interest in, and/or have participated in their activities. It would also be great if you could send comments on the organizations as well.

From Ashley Mastin, Program Manager of California ReLeaf, by way of Stuart Wilson:



[California ReLeaf](#), a nonprofit group whose mission is to empower grassroots efforts and build strategic partnerships that preserve, protect, and enhance California's urban and community forests, is hosting a photography contest in honor of California Arbor Week, March 7-14. We thought that your members might be interested in submitting their photos for consideration.

You can find information about the contest at:

www.arborweek.org/contests

Or you can download the contest guidelines at:

<http://arborweek.org/wp-content/uploads/2012-arbor-week-photo-contest.pdf>

From Sandy Grasso-Boyd:

DIGITAL DARKROOM

The Annenberg Space for Photography is pleased to announce its next exhibit - Digital Darkroom, a group show featuring the work of 17 artists from the U.S., France and the U.K. that explores the intersection of art and technology. Digital Darkroom opens to the public in Los Angeles on December 17, 2011 and runs through May 28, 2012.

The exhibit features the work of: Josef Astor, Pierre Beteille, Joel Grimes, Ted Grudowski, Claudia Kunin, Chris Levine, Bonny Pierce Lhotka, Khuong Nguyen, Mike Pucher, Jean-François Rauzier, Martine Roch, Christopher Schneberger, Brooke Shaden, Stanley Smith, Maggie Taylor, Jerry Uelsmann (*one of his works shown below*) and Jean-Marie Vives.



Their work presents altered realities using photography and digital or darkroom manipulation. Each artist is a master of different types of digital techniques: compositing highly layered imagery, working in 3D and lenticular imaging, meticulously stitching together images, using lighting in highly inventive ways, and so many others. These artists and the techniques they use are representative of a generation of artists that are changing the way we view the world around us.

The Annenberg Space for Photography is a cultural destination dedicated to exhibiting compelling photography. The Space conveys a range of human experiences and serves as an expression of the philanthropic work of the Annenberg Foundation and its Directors. The intimate environment features state-of-the-art, high-definition digital technology as well as traditional prints by some of the world's most renowned and emerging photographers. The exhibits change twice a year. It is the first solely photographic cultural destination in the Los Angeles area.

Annenberg Space for Photography
2000 Avenue of the Stars
Century City, CA 90067
Tel: 213.403.3000

www.annenbergpaceforphotography.org

From Ron Williams:



Center for Photographic Art

News & Events

Exhibitions

Workshops

Membership

Fine Print Program

The Center for Photographic Art is inspired by the belief that photography is a powerful language for creating, interpreting and expressing meaning. Informed by regional traditions of mentorship, respect for craft and mutual support, we are committed to artistic development, creative inquiry and education.

The Center for Photographic Art is located in the Historic Sunset Cultural Center in Carmel at San Carlos Street at 9th Avenue, Carmel, CA, 93921. See:

<http://www.photography.org/>

Charlotte and I recently had the privilege of observing a noteworthy exhibition of Jerry Uelsmann's works at the Center. As noted above, his photographs will also be exhibited in the Anneberg Digital Darkroom exhibit. Uelsmann, one of America's most important contemporary photographers, is known throughout the world for his dream-like scenes. Sometimes referred to as "the master of photomontage," his creations involve hand printing of multiple negatives onto single sheets of paper. I was astounded to see that he was doing Photoshop-type layers using multiple negatives in the 1950s. It was difficult to distinguish between his earlier film-based montages and the digital versions he did using Photoshop. In talking to David Holt, I understand that he followed more or less the same path.



[Advertisements](#) (click to return to Table of Contents)

Do you have any photographic equipment that you wish to sell or buy? Members: please send your advertisements to the [Angle via email](#). I'll try to get the ball rolling with this item:

Heavy duty magnesium ballhead: Well used, but in good condition with two-axis level and quick release. An excellent value at \$35. Contact [Ron Williams](#) at 805-448-3589.

Editor's note: For non-member advertisements they should ideally relate to photographic organizations that members have direct knowledge of, special interest in, and/or have participated in their activities. It would also be great if you could comment on the organizations as well. Precedent will be given to local activities, especially those organized by a member.

From Russ Lombardo:



Sherron Sheppard's Digital "ART" Series:
Photoshop Fundamentals
and Composition and Design

This five-week course is geared to the beginner and intermediate Photoshop users who want to learn basic Photoshop fundamental techniques for creating higher end, fine art images. More advanced Photoshop users will benefit from the Photoshop fundamental review and the emphasis on working with composition and design to create better images.

Each participant will be given individual feedback to help them analyze their images with more of an artistic eye. In addition, students are encouraged to post "Before and After" images, along with a brief description of their creative process, so students are exposed to a variety of creative and artistic ideas and learn from each other. Students will gain compositional design knowledge and Photoshop skills that can be applied to any photographic style.

Each week students will download course material that covers several Photoshop "art" techniques. This course is a hands-on class but students are not required to post daily assignments. After practicing the course material each week, students are encouraged to post images using the course techniques. Instructor comments and suggestions will be provided for each of the posted images.

Sign up deadline is January 20th. The course will start January 16th.
The course will last approximately 5 weeks. Course cost is \$169:

<http://www.equinephotographers.org/courses/>

Editor's note: The dates above seem strange, but they are taken directly from the website.